

Matthias Leboucher

No, think

for string quartet
and optional electronics (tape)


2021

Gefördert durch das Arbeitsstipendium des Landes Salzburg 2020/2021





Overpressure, behind the bridge. Always very short and never too loud



Bow tremolo (no trill)

Each tremolo with an accel/rall and a cresc/decresc.

the drawn inflexions are only schematic, to indicate the general movement (slow to fast). they should be performed in a musical and human way.



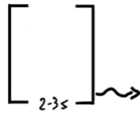
Damped sound (white noise) alternating with harmonic/tones.

The left hand must damp the strings with the approximate position of the following harmonics/tones (leaving one finger available for pizz)



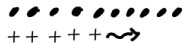
Left hand pizz (damped) : damp with 3rd and 4th finger, pizz with 1st (or 2nd) finger.

The position and resulting sound is free : it can be slightly resonant or dry, with soft dynamic variations. timing is free.



Repeat the previous box. Each repetition can/must be slightly different. Finish a box before starting a new one, except for a synchronised element.

The given duration for each box is approximate.



Left hand pizz on open strings : very soft and regular - ajust speed freely

In general, player can take time between elements, between the differents playing modes and techniques - except for synchronised elements.

No vibrato except indicated.

The whole piece has a very soft dynamic (except the middle part). Players may slightly vary and fluctuate, and bring some elements a little more in foreground (it may be a pizz, a tone...).

Timer : unsynchronised elements and changes can be played with a little flexibility. All synchronised gestures can be rather cued after a human and musical sign, in case of a performance without tape, also with flexibility.

In case of a performance with tape, the timer has to be strictly conducting the performance.

Cello scordatura : 4th string - low C - one 5th below, to F

0

0

5

10

15

20

25

30



Handwritten musical score for four staves: v1, v2, va, and c. The score includes musical notation, dynamics (mp, pp), and performance instructions.

v1: Starts with a treble clef, key signature of one sharp (F#), and a 3/7 time signature. The first staff shows a melodic line starting at measure 0 with dynamics *mp* and *pp*. A bracketed section from measure 8 to 12 contains a wavy line with the instruction "3-4 s.". A dashed vertical line is at measure 8.

v2: Starts with a treble clef, key signature of one sharp (F#), and a 3/4 time signature. The first staff shows a melodic line starting at measure 0 with dynamics *mp* and *pp*. A bracketed section from measure 24 to 28 contains a wavy line with the instruction "4-5 s.". A dashed vertical line is at measure 24.

va: Starts with an alto clef, key signature of one sharp (F#), and a 3/5 time signature. The first staff shows a melodic line starting at measure 0 with dynamics *mp* and *pp*. A bracketed section from measure 8 to 12 contains a wavy line with the instruction "4-5 s.". A dashed vertical line is at measure 8.

c: Starts with a bass clef, key signature of one sharp (F#), and a 3/5 time signature. The first staff shows a melodic line starting at measure 0 with dynamics *mp* and *pp*. A bracketed section from measure 24 to 28 contains a wavy line with the instruction "3-4 5". A dashed vertical line is at measure 24.

Additional markings include triangles above notes, a wavy line with an arrow at the end of the v2 staff, and a wavy line with an arrow at the end of the c staff.

2

0 5 10 15 20 25 30

The score consists of four staves, each with a wavy arrow pointing right below it. The staves are labeled v1, v2, va, and c. Above the staves, there are vertical tick marks corresponding to the time markers 0, 5, 10, 15, 20, 25, and 30. Two vertical dashed lines are positioned at approximately 12.5 and 15 seconds. The notation includes notes, rests, and dynamic markings (*p*, *pp*). Performance instructions include "more pizz (2-3 /gesture)" for v2 and "more pizz (3-4 /gesture)" for va and c. Timing annotations include "2'14" above the first staff, "2,5-3,5 s" below the first staff, "3-4 s" below the second staff, and "3-4 s" below the third staff. The fourth staff has "2,5-3,5 s" below it. There are also handwritten annotations like "2,5-3,5 s" and "3-4 s" near the end of the staves.

2

30

35

40

45

50

55

00



gradually, harmonic
sound longer +

more pizz
(3-4 /gesture)

v1



v2



gradually, harmonic
sound longer

more pizz
(3-4 /gesture)

va



c



gradually, harmonic
sound longer

30 35 40 45 50 55 00



v1

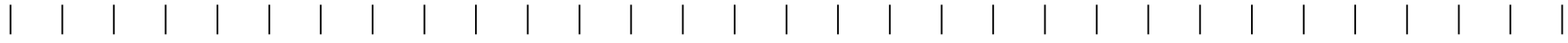
v2

va

c

6

0 5 10 15 20 25 30



6'11

v1

v2

va

c

6'11

6'11

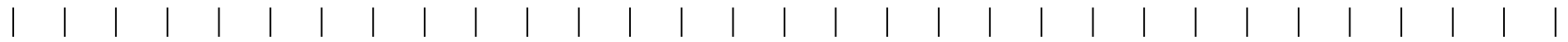
6'11

6'11

repeat bow tremolo pattern until ~ 8:15
(independantly from each other)

6

30 35 40 45 50 55 00



v1

ppp always very soft and unstable

Detailed description: The staff for violin 1 (v1) contains several notes with accidentals. A first measure shows a treble clef with a sharp sign and a circled note. A second measure has a comma above a sharp sign and a circled note. A third measure has a sharp sign and a circled note. A fourth measure has a sharp sign and a circled note. A fifth measure has a sharp sign and a circled note. A sixth measure has a sharp sign and a circled note. A seventh measure has a sharp sign and a circled note. A final measure has a sharp sign and a circled note. The dynamic marking *ppp* is written below the staff, followed by the text "always very soft and unstable".

v2

ppp always very soft and unstable

Detailed description: The staff for violin 2 (v2) contains several notes with accidentals. A first measure shows a treble clef with a circled note. A second measure has a comma above a sharp sign and a circled note. A third measure has a sharp sign and a circled note. A fourth measure has a sharp sign and a circled note. A fifth measure has a sharp sign and a circled note. A sixth measure has a sharp sign and a circled note. A seventh measure has a sharp sign and a circled note. A final measure has a sharp sign and a circled note. The dynamic marking *ppp* is written below the staff, followed by the text "always very soft and unstable". There are also some handwritten markings at the end of the staff, including a series of dots and a wavy line.

va

ppp always very soft and unstable

Detailed description: The staff for viola (va) contains several notes with accidentals. A first measure shows a treble clef with a circled note. A second measure has a sharp sign and a circled note. A third measure has a sharp sign and a circled note. A fourth measure has a sharp sign and a circled note. A fifth measure has a sharp sign and a circled note. A sixth measure has a sharp sign and a circled note. A seventh measure has a sharp sign and a circled note. A final measure has a sharp sign and a circled note. The dynamic marking *ppp* is written below the staff, followed by the text "always very soft and unstable".

c

ppp always very soft and unstable

Detailed description: The staff for cello (c) contains several notes with accidentals. A first measure shows a bass clef with a circled note. A second measure has a sharp sign and a circled note. A third measure has a sharp sign and a circled note. A fourth measure has a sharp sign and a circled note. A fifth measure has a sharp sign and a circled note. A sixth measure has a sharp sign and a circled note. A seventh measure has a sharp sign and a circled note. A final measure has a sharp sign and a circled note. The dynamic marking *ppp* is written below the staff, followed by the text "always very soft and unstable". There are also some handwritten markings at the end of the staff, including a series of dots and a wavy line.